DISC CHECK VALVE CTT-81
Pmax: 63bar | welded BW | ¼" – 4"

STAINLESS STEEL 3 PIECES DISC CHECK VALVE



TÜVRheinland PED/2014/68/UE

CE 1935/2004

ATTESTATION DE CONFORMITÉ SANITAIRE ACS

APPLICATION

Chemical and pharmaceutical industries, petrochemical industries, hydraulic installation, compressed air, drinking water, also for liquids and gas of group 1

FEATURES

3 pieces disc check valve BW. Removable central part for an easy maintenance.
Compatible with explosive atmosphere.

GENERAL CHARACTERISTICS

Range from ¼" – 4"
Connection welded BW
Disc check valve with spring
Short length

Metal/metal tightness
(leakage rate according to API 598 standard)
Assembling: All positions
Respect the flow direction indicated by the arrow

STANDARDS

Manufacturer certified ISO 9001 : 2015 and ISO 14001 :2015

Pressure tests according to API 598, table 6

DIRECTIVE 2014/68/EU for liquids and gas of Group 1:
- 1/4"-1" : Article 4, §3 (SEP), no CE marking
- 1"1/4-2" : Risk Category II, CE0035 marking

BW ends according to DIN 3239 standard

NOTE!!! Modification in progress to ANSI B36.10 Sch.40

Construction according to EN 12516-1

Designing according to ASME B16.34

ATEX Group II Category 2 G/2D Zone 1 & 21
Zone 2 &22 (optional marking)

Certificate 3.1 on request

WORKING CONDITIONS

Maximum Working Pressure: 63 bar /Steam : max 11 bar
Working Temperature:- 20°C / +200°C.

DISC CHECK VALVE CTT-81
Pmax: 63bar | welded BW | ¼" – 4"

CONSTRUCTION

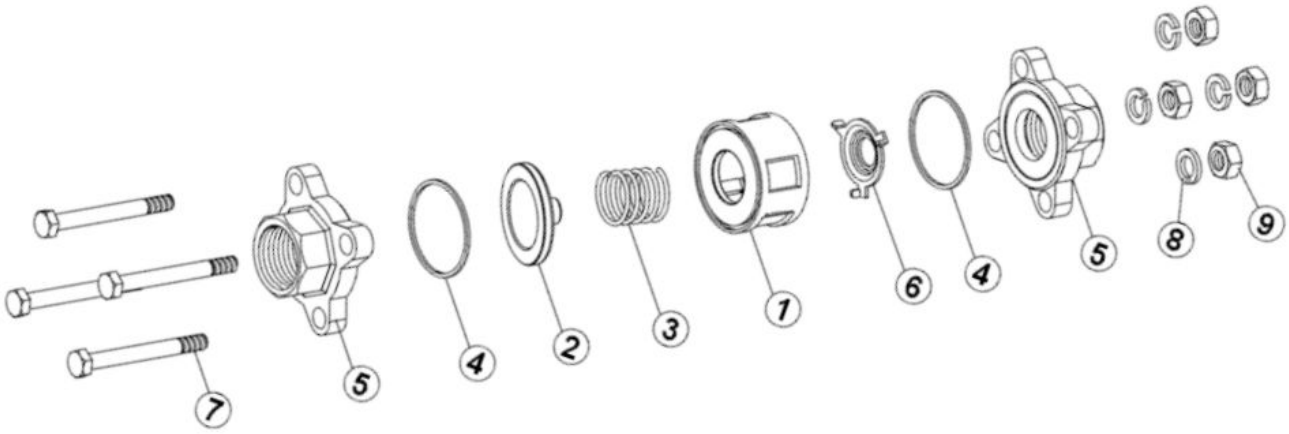

item	Part	Material
1	Body	EN 1.4408
2	Disc	ASTM A240-316
3	Spring	ASTM A240-316
4	Gasket (x2)	PTFE
5	Ends (x2)	EN 1.4408
6	Spring holder	ASTM A240-316
7	Screw	AISI 304
8	Washer	AISI 304
9	Nut	AISI 304
Id marking		**CTT81-**xxx**.177K7 PN63**

xxx – dimension type f.g. ½" = 015, 1"1/4 = 032

NOTE! „id marking" is not complete. In case of fully id please send the inquiry to email: info@mixflow.com.pl

DISC CHECK VALVE CTT-81
Pmax: 63bar | welded BW | ¼" – 4"

Overall dimensions [mm]

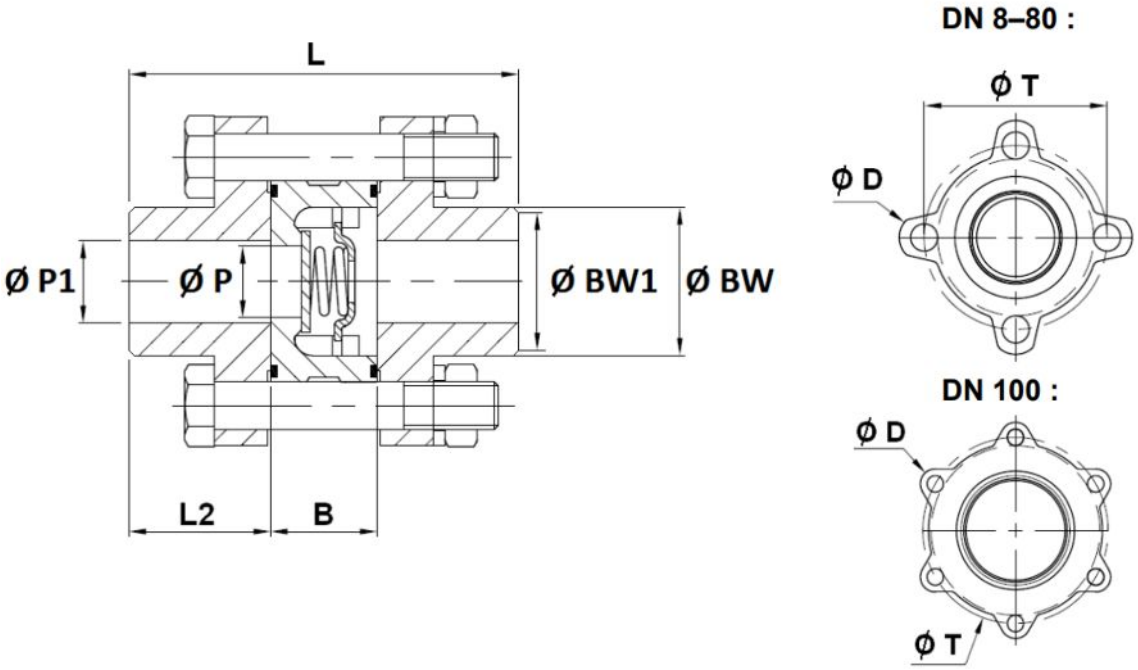

Dim	Ø P	ØP1	ØP1 (ANSI)	L	L2	B	ØD	Ø BW	ØBW (ANSI)	Ø W1	ØBW1 (ANSI)	Ø T	Weight (Kg)
¼"	10	10	9.22	66	24	18	12	18	13.7	14	12.5	36.5	0.27
3/8"	10	12.5	12.48	66	24	18	12	20.5	17.1	16.8	15.7	36.5	0.25
½"	14	15	15.76	67	24	19	14	22	21.3	18	19	42.7	0.37
¾"	19	20	20.96	81	28.5	24	16	28	26.7	23.3	24.2	51.7	0.5
1"	25	25	26.64	89.5	30	29.5	16	31.5	33.4	28.5	29.9	58.7	0.73
1" ¼	31	32	35.08	92	29.5	33	18	40	42.2	35.8	38.3	72.7	1.15
1" ½	39	39	40.94	103.5	33	37.5	18	46	48.3	41.2	44.2	83.7	1.7
2"	49	50	52.48	117	35	47	18	60	60.3	53.5	55.7	98.7	2.3
2" ½	64	65	62.68	131.5	42	47.5	18	78	73	69.4	65.9	129	4.71
3"	78	80	77.92	143.5	44	55.5	18	91.5	88.9	84.1	81.2	153.5	6.19
4"	97	99.5	102.26	174.5	52	70.5	18	116	114.3	104	105.5	186.5	10.89

BW ends according to DIN 3239 standard

NOTE!!! Modification in progress to ANSI B36.10 Sch.40

DISC CHECK VALVE CTT-81
Pmax: 63bar | welded BW | ¼" – 4"

OPENING PRESSURE *(in mbar)*

DN	Vertical Position ascending fluid	Horizontal Position
DN 08	25 ↑	23 →
DN 10	25 ↑	23 →
DN 15	25 ↑	23 →
DN 20	25 ↑	23 →
DN 25	25 ↑	23 →
DN 32	27 ↑	24 →
DN 40	29 ↑	25 →
DN 50	29 ↑	25 →
DN 65	31 ↑	25 →
DN 80	32 ↑	26 →
DN100	33 ↑	27 →

PRESSURE / TEMPERATURE GRAPH

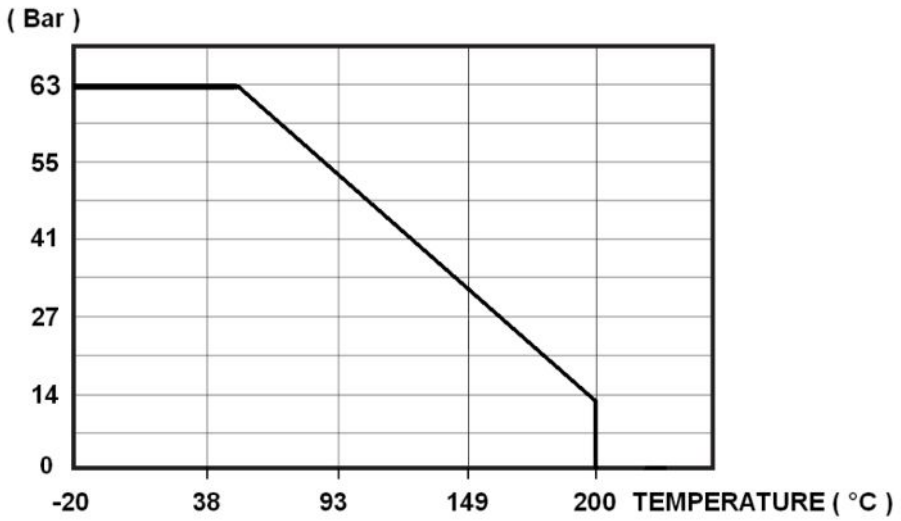

DISC CHECK VALVE CTT-81
Pmax: 63bar | welded BW | ¼" – 4"

FLOW COEFFICIENT Kvs (m^3/h)

DN	¼"	3/8"	½"	¾"	1"	1" ¼	1" ½	2"	2" ½	3"	4"
Kvs (m3/h)	1.23	1.23	2.24	6.5	9.61	15.89	22.49	25.12	57.8	64.93	91.6

HEAD LOSS GRAPH

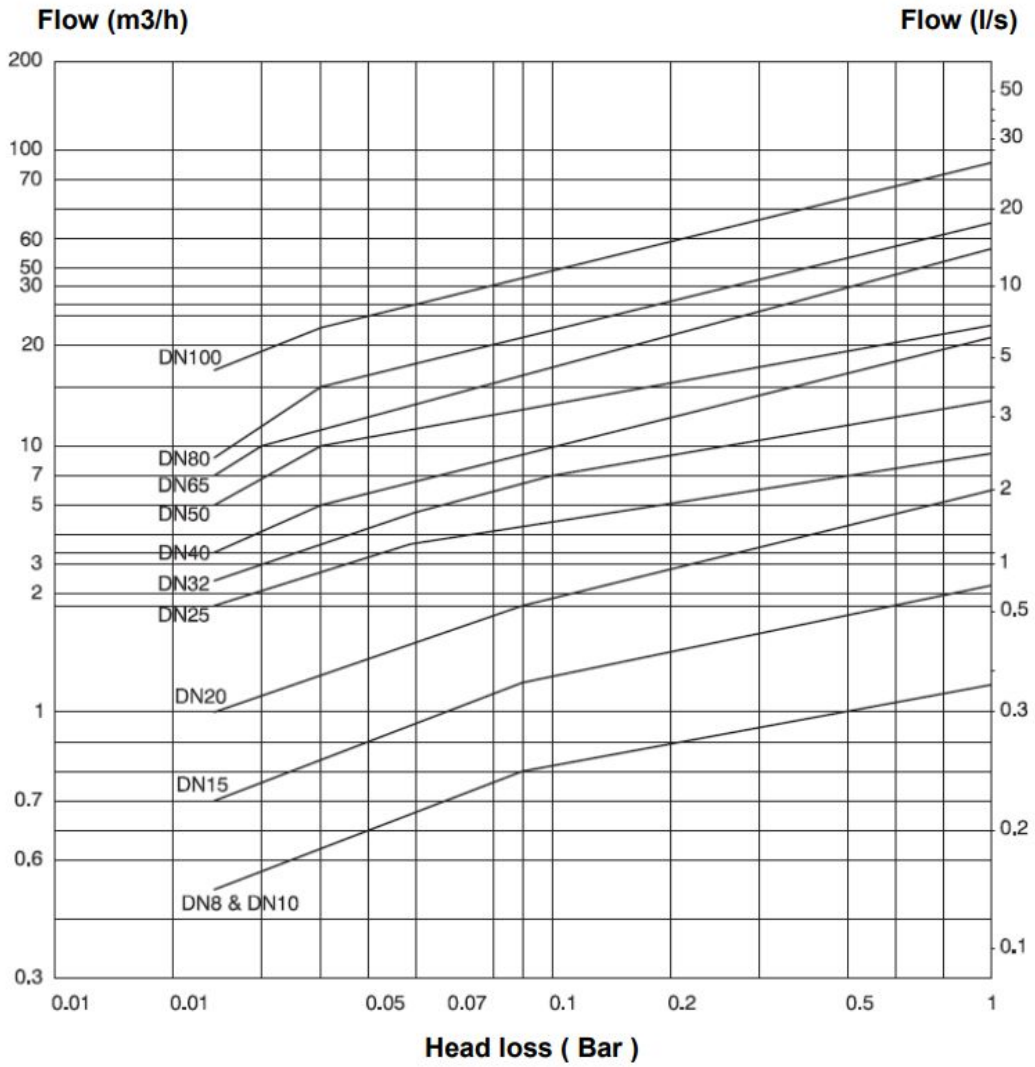

INDUSTRIAL VALVE SOLUTION
MIX FLOW
Grupa Baltina www.mixflow.com.pl

MIXFLOW – ENERGY
PL 80 – 067 Gdańsk,
ul. Równa 19/21
Tel: +48 58 676 55 39
info@mixflow.com.pl

The valves presented in this catalog are manufactured in the EU by Sferaco according to our specifications